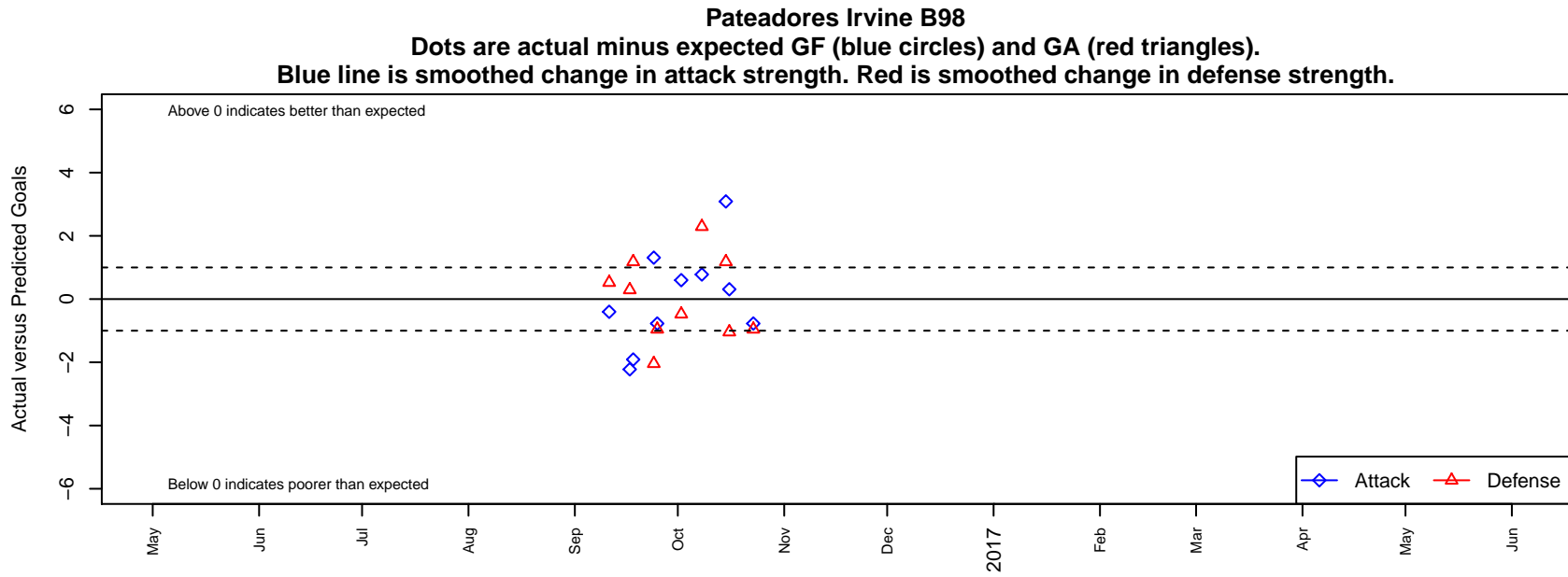


Pateadores Irvine B98

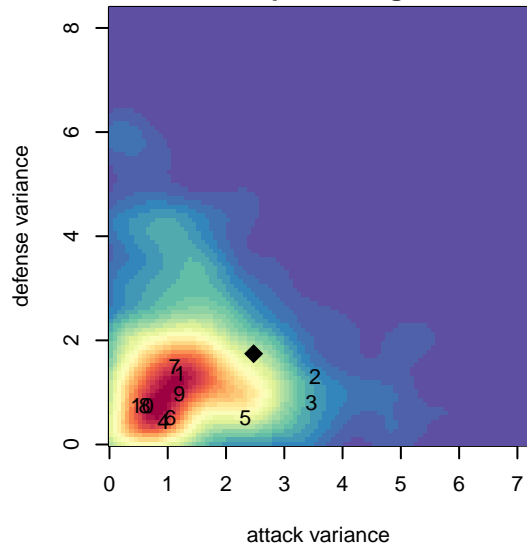
, CAS
B98 total strength=1786
attack=43.18 defense=21.59
fall league = SCDL FI1 U19

alt names used:
Pateadores – Irvine B1998*

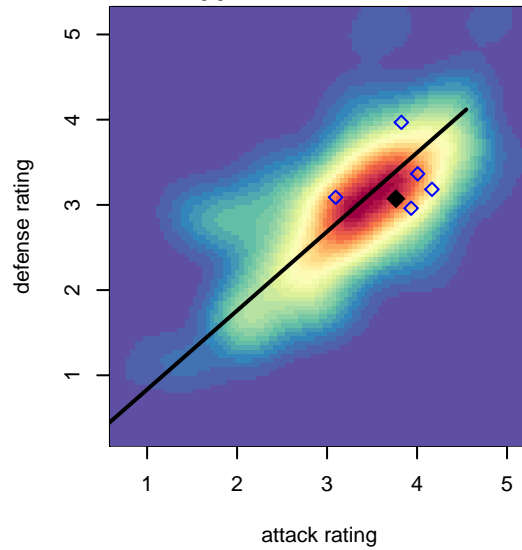
Venues played:
2016 SCDL FI1 U19



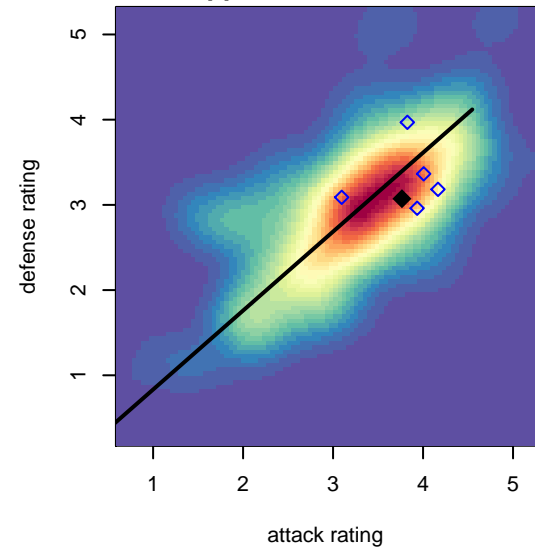
**attack and defense variance (black dot)
relative to other teams
and top 10 in region**



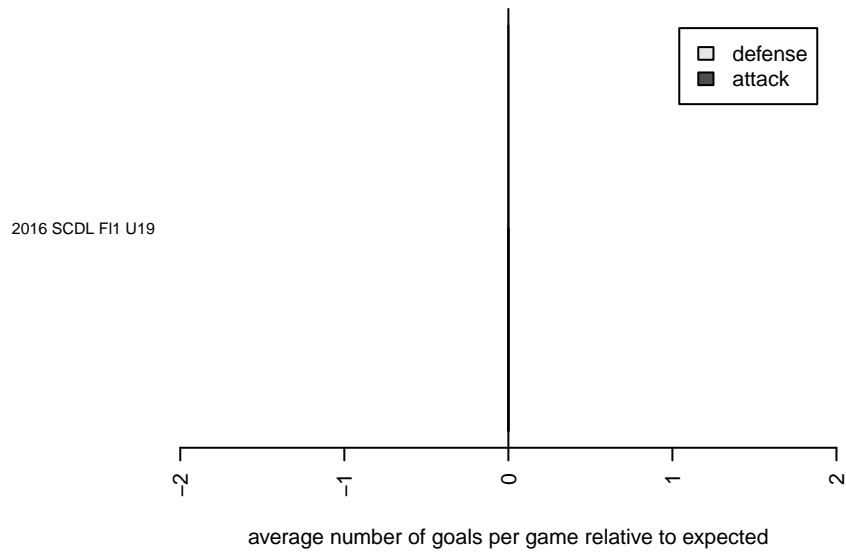
**attack and defense rating
relative to others at age
and all opponents in last 13 months**



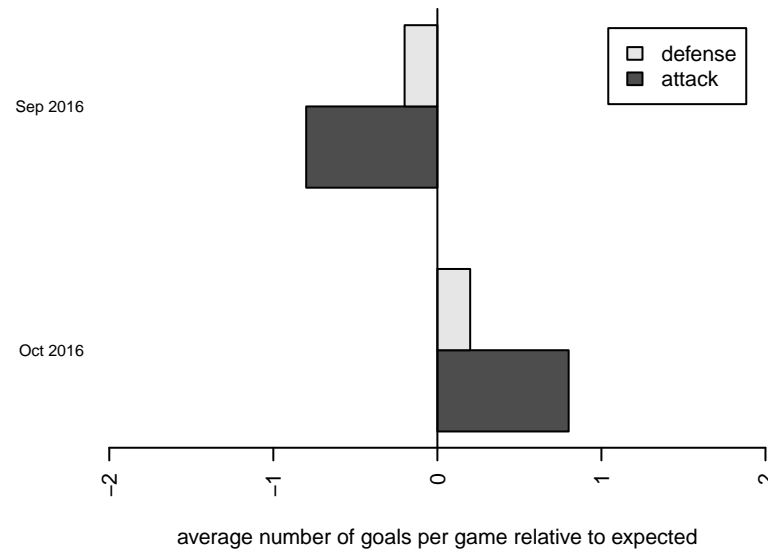
**attack and defense rating
relative to others at age
and all opponents in last 13 months**



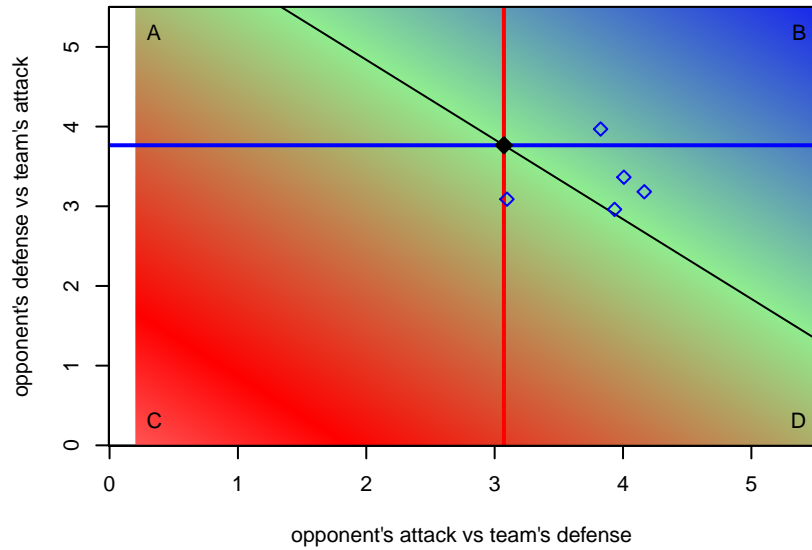
Performance relative to 13 month average



Performance relative to 13 month average



Distribution of opponents
 Red = Lose zone, Blue = Win zone, Green = Even
 Black line separates win/lose zones



lot. A=Neither has attack advantage, B=Opponent has both attack and defense advantage, C=Opponent has both attack and defense disadvantage, D=Both have

date	home		away		venue	pred.home	pred.away
2016-10-23	TFA FC Los Angeles Red B98	3	Pateadores Irvine B98	0	2016 SCDL FI1 U19	2.05	0.77
2016-10-16	CDA Slammers HB B B98	4	Pateadores Irvine B98	2	2016 SCDL FI1 U19	2.96	1.69
2016-10-15	Pateadores Irvine B98	5	TFA FC Los Angeles B98	0	2016 SCDL FI1 U19	1.91	1.18
2016-10-08	LA Galaxy South Bay Elite B98	0	Pateadores Irvine B98	3	2016 SCDL FI1 U19	2.29	2.22
2016-10-02	Pateadores Irvine B98	2	Beach FC B98	3	2016 SCDL FI1 U19	1.40	2.52
2016-09-25	Pateadores Irvine B98	0	TFA FC Los Angeles Red B98	3	2016 SCDL FI1 U19	0.77	2.05
2016-09-24	Pateadores Irvine B98	3	CDA Slammers HB B B98	5	2016 SCDL FI1 U19	1.69	2.96
2016-09-18	TFA FC Los Angeles B98	0	Pateadores Irvine B98	0	2016 SCDL FI1 U19	1.18	1.91
2016-09-17	Pateadores Irvine B98	0	LA Galaxy South Bay Elite B98	2	2016 SCDL FI1 U19	2.22	2.29
2016-09-11	Beach FC B98	2	Pateadores Irvine B98	1	2016 SCDL FI1 U19	2.52	1.40